

Parents Welcome to FreshGrade!



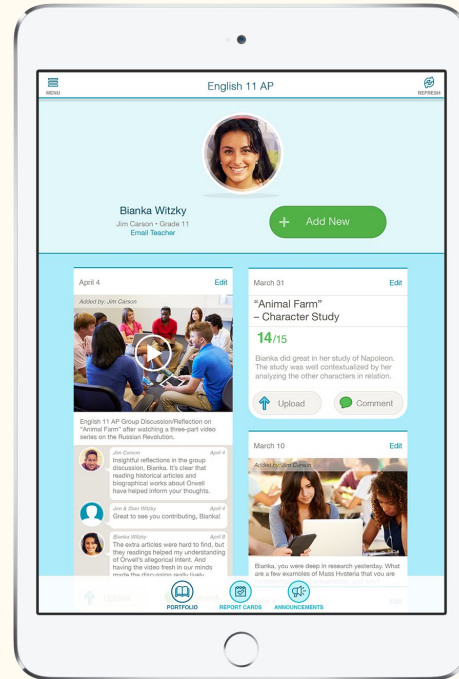
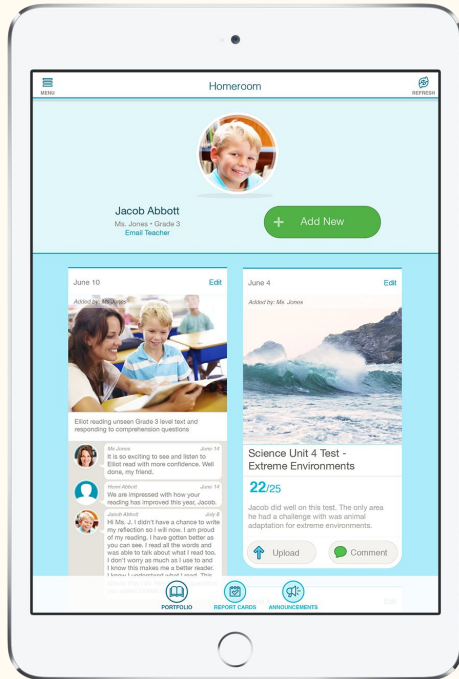
fresh
grade

FreshGrade communicates student learning, giving parents a window into the classroom



Available on iOS, Android, and any web browser

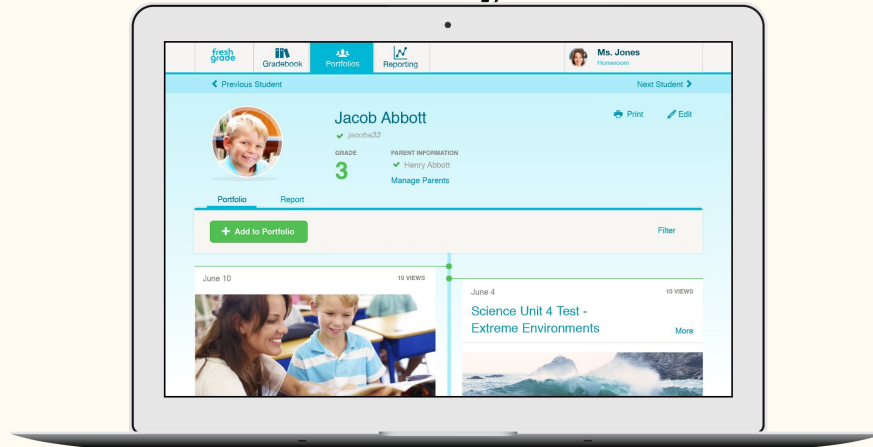
Each child will get their own digital Portfolio where we can share examples of their work with you.



Teachers, students, and parents can comment on Portfolio artifacts to encourage progress, celebrate success, and deepen learning.



We'll be using FreshGrade to assess and show your child's learning progress throughout the school year.



We will use FreshGrade for Announcements. You'll receive these via email or as alerts on your device.

Created on August 8, by Mrs History


Pizza Party on Friday!

Dear Parent,

Please note that on Friday, we will be holding a Pizza Party fundraiser.
Please remember to let me know if your child has any dietary requirements.

Thanks!
Mrs History

Viewed by 0/0 recipients

 [Delete Announcement](#)

Notifications and emails will let you know when your child's Portfolio is updated



Let's create an account — step one

From the web: parent.freshgrade.com

Download the app from the iTunes App Store: FreshGrade for Parents

Download the app from Google Play: FreshGrade for Parents

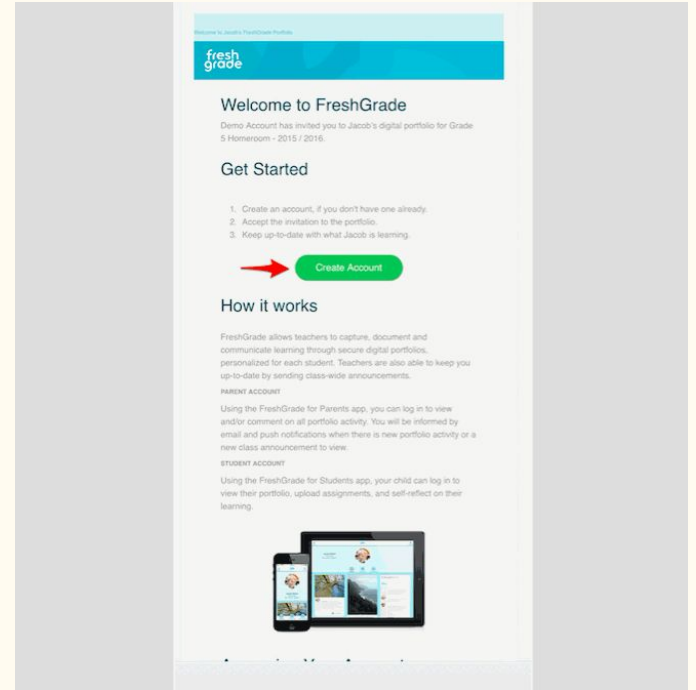


Let's create an account — step two

Step 1: You will receive an email inviting you to set up an account. Click on 'Create Account' to get started.

Step 2: Enter in your name and choose a password.

Step 3: You will be taken directly into your account. The first page they will arrive at is the list of invites to join your child's portfolio. Accept the invitation(s) to see your child's Portfolio.



Let's Start the Fresh Grade Adventure

If you are a visual learner here is a itunes video to explain....



Click on Icon above...